

Welcome!

LV1 U9 L5




Did you go to school today?

Yes, I did.
No, I didn't.

What did you do?

Today I ...

School Supplies



In this lesson:



Aa

/a/ /a/

pat

sad

dad

Ee

/e/ /e/

pet

set

bed

Ii

/i/ /i/

pit

sip

hid

Oo

/o/ /o/

pot

sob

nod

Uu

/u/ /u/

putt

sun

mud

/a/ /a/ pat - /e/ /e/ pet
/i/ /i/ pit - /o/ /o/ pot - /u/ /u/ putt





The student will review the letter(s) in the red boxes. (Optional: play the ABC song.)



Big A!

Small a!

A

a

Have the student
circle the big A
and small a.



Big "E!"

Small "e!"

Have the student
circle the big E
and small e.



Big "I!"

Small "i!"

I

Have the student
circle the big I
and small i.



Big "O!"

Small "o!"

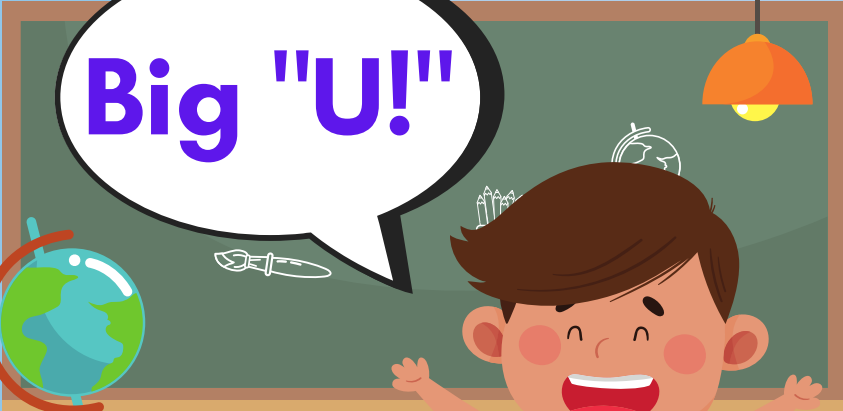

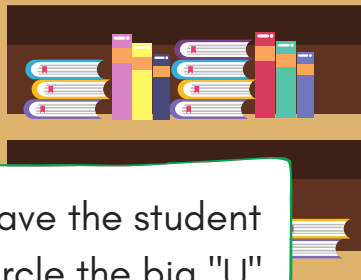
Have the student
circle the big "O"
and small "o."

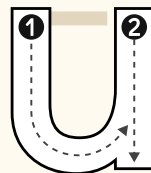
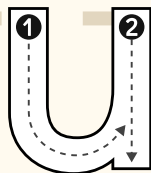
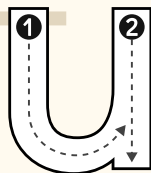
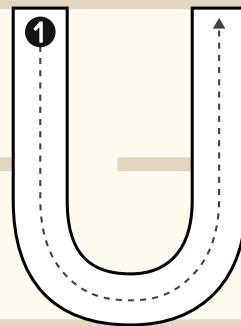
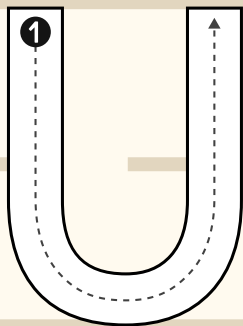
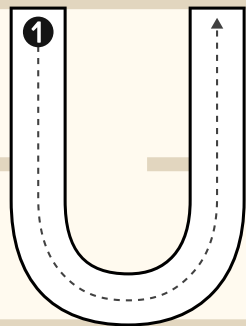


Big "U!"


Small "u!"


Have the student
circle the big "U"
and small "u."





Demonstrate, then
have the student
trace and say the
letters.





Letter "Uu" says:
/u/ /u/ /u/!

/u/ /u/ /u/!

/u/!

Have the student
practice the
phonetic sound /u/.

A cartoon teacher with short brown hair, wearing a light blue shirt, holding a stack of books and a pointer stick.

Open your mouth
wide to say /a/!



/a/ /a/ /a/

Demonstrate and
have the student
practice the short
/a/ sound.

An illustration of a female teacher with short brown hair, wearing a light blue shirt, standing in front of a green chalkboard with a wooden frame. She is holding a stack of books and a pointer stick. A speech bubble from her contains the text 'Smile to say: /e/!'. To the right of the speech bubble is a large illustration of a smiling mouth with red lips and white teeth. At the bottom right of the chalkboard, the phonetic symbol '/e/' is written three times in white. A small white box with a green border in the bottom left corner contains the text 'Demonstrate and have the student practice the short /e/ sound.'

Smile to say: /e/!



/e/ /e/ /e/

Demonstrate and have the student practice the short /e/ sound.

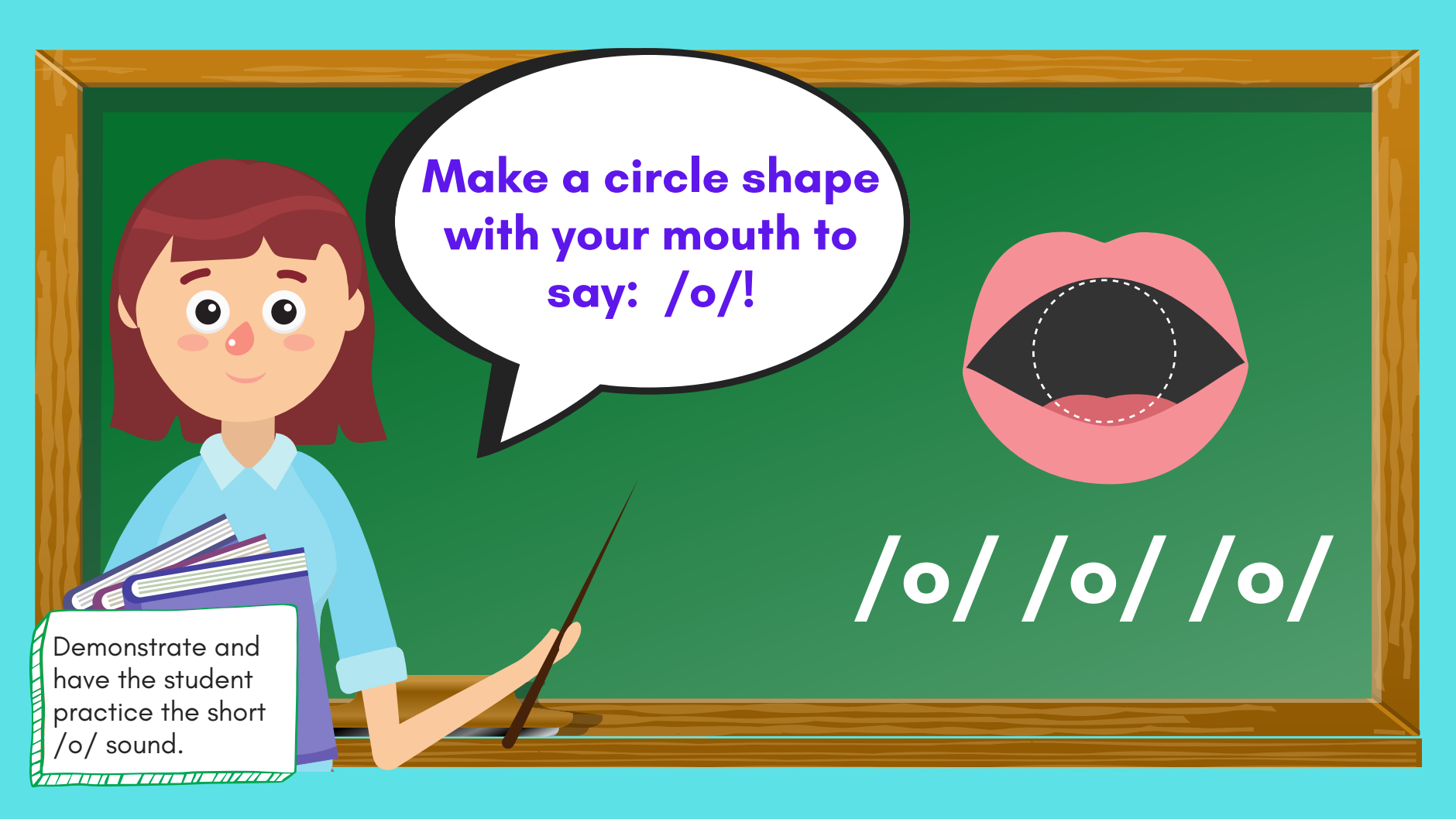
An illustration of a classroom scene. On the left, a female teacher with short brown hair, wearing a light blue shirt, holds a stack of books and a pointer stick. She is standing in front of a green chalkboard with a wooden frame. A large white speech bubble with a black outline is positioned above her, containing the text 'Relax your mouth to say: /i/!'. To the right of the speech bubble, there is a large, stylized illustration of a pink mouth with dark brown lips, slightly open. Below the mouth, the phonetic symbol '/i/' is repeated three times in a white, slanted font. At the bottom left, a small white box with a green border contains the text 'Demonstrate and have the student practice the short /i/ sound.'.

**Relax your mouth
to say: /i/!**




/i/ /i/ /i/

Demonstrate and
have the student
practice the short
/i/ sound.




**Make a circle shape
with your mouth to
say: /o/!**



/o/ /o/ /o/

Demonstrate and
have the student
practice the short
/o/ sound.

A cartoon teacher with short brown hair, wearing a light blue shirt, holding a stack of books and a pointer stick.

**Move your bottom lip
down to say: /u/!**



/u/ /u/ /u/


Demonstrate and
have the student
practice the short
/o/ sound.



Practice the short
vowel words.



sad




set



sip



sob




sun

Practice the short
vowel words.



 dad



 bed



 hid



 nod



 mud

Practice the short
vowel words.

Reading Practice



pat



pet



pit



pot



putt

Have the student
sound out the
words by
themselves.

Reading Practice



sad



set



sob



sip



sun

Have the student
sound out the
words by
themselves.

Reading Practice



dad



bed



hid



nod



mud

Have the student
sound out the
words by
themselves.



a e
i o u



p_t



p_t



p_t



p_t



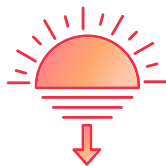
p_tt



a e
i o u




s_d




s_t



s_p



s_b



s_n



a e
i o u



d_d



b_d



h_d



n_d



m_d

Have the student write an "a," "e," "i," "o," or "u" to complete the words.

Review:



Aa

/a/ /a/

pat

sad

dad

Ee

/e/ /e/

pet

set

bed

Ii

/i/ /i/

pit

sip

hid

Oo

/o/ /o/

pot

sob

nod

Uu

/u/ /u/

putt

sun

mud

/a/ /a/ pat - /e/ /e/ pet

/i/ /i/ pit - /o/ /o/ pot - /u/ /u/ putt



Great job!



Today you learned:



Aa

/a/ /a/

pat

sad

dad

Ee

/e/ /e/

pet

set

bed

Ii

/i/ /i/

pit

sip

hid

Oo

/o/ /o/

pot

sob

nod

Uu

/u/ /u/

putt

sun

mud

/a/ /a/ pat - /e/ /e/ pet

/i/ /i/ pit - /o/ /o/ pot - /u/ /u/ putt





Homework!



- Read the phonics words and send the audio recording or video to your teacher!

Reading Practice

sad

set

sip

sob

sun

Have the student sound out the words by themselves.

Reading Practice

pat

pet

pit

pot

putt

Have the student sound out the words by themselves.

Reading Practice

dad

bed

hid

nod

mud

Have the student sound out the words by themselves.

